

# *International Partnership for Hydrogen & Fuel Cells in the Economy – Regulations Codes and Standards Working Group*

Jay Keller, Ph.D  
Zero Carbon Energy Solutions

Consultant to the U.S. DOE  
Fuel Cell Technologies Office  
Safety Codes and Standards Program

2013 Annual Merit Review,  
May 14, 2013  
Project ID: SCS020

# IPHE Vision

The IPHE was established in 2003 as an international intergovernmental organization to accelerate the use of hydrogen and fuel cells in the economy. It provides a mechanism for partners to organize, coordinate and implement effective, efficient and focused international research, development, demonstration and commercial utilization activities.

Australia	Germany	New Zealand
Brazil	Iceland	Norway
Canada	India	Russian Federation
China	Italy	Republic of South Africa
European Commission	Japan	United Kingdom
France	Republic of Korea	United States

# Background

## ➤ Challenge and Approach:

- Harmonized regulations, codes and standards (RCS) are essential to establishing a market-receptive environment for commercialization of Hydrogen and Fuel Cell Technologies.
- In May 2010 (Essen, Germany), IPHE SC endorsed the importance of the RCS Working Group (WG) in taking a leading role in harmonizing RCS, from an IPHE top down perspective



# Background

## ➤ Benefit:

- The RCSWG's role is to create and conduct a forum where potentially contentious and controversial issues of RCS are identified and handled. The RCSWG can recommend a consensus solution and promote resolution of contentious issues.
- The RCSWG also conducts pre-normative work to globally harmonize the execution of testing relevant to RCS.



# Background

## ➤ Technical Issue:

- There have been issues raised about the lack of uniformity in test measurement protocol related to Type IV composite overwrap pressure vessels (COPV).

## ➤ RCSWG Response:

- A Round Robin (RR) to define a harmonized test measurement protocol.



# Progress on Type IV Tank Testing Round Robin (RR)

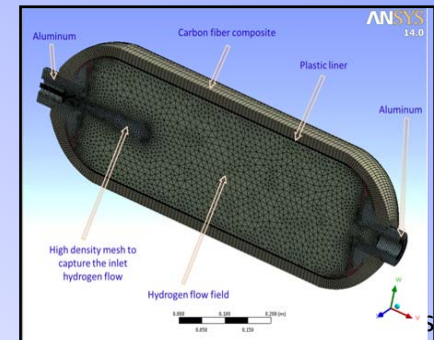
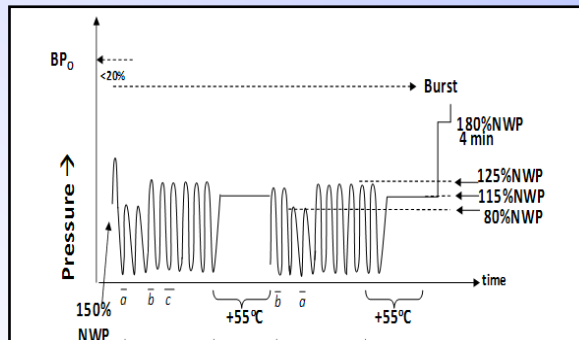
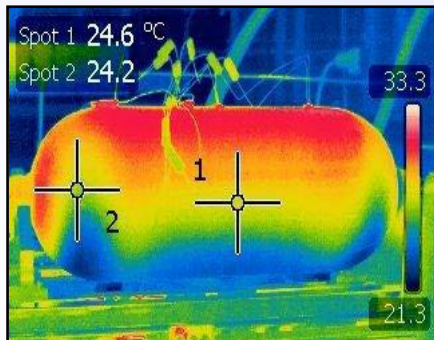
## ➤ September 2011:

- Launched a multi-phase Round Robin (RR) testing program for Type IV COPVs (*Japan, UK, Brazil, EC, France, Canada, China, U.S.*)

## ➤ Phase I:

**Completed for hydraulic ✓**

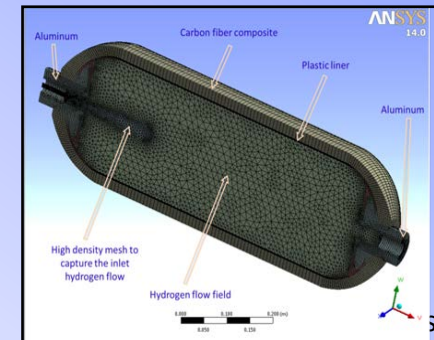
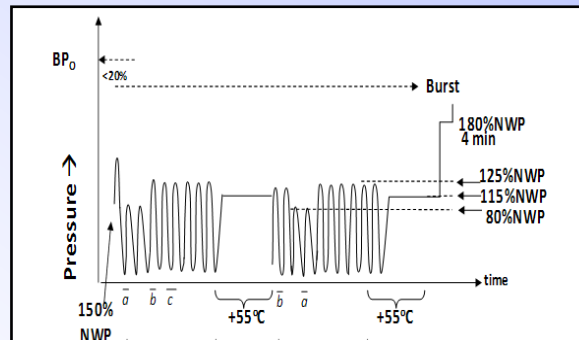
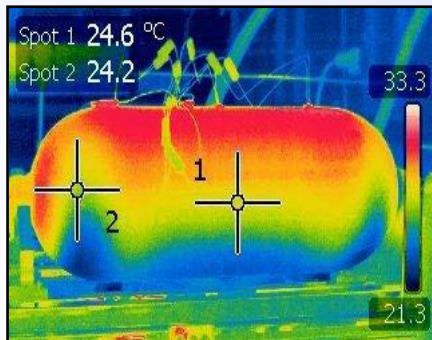
- Individually defined a test measurement protocol that was combined to yield a harmonized protocol that will yield consistent results independent of the test facility.



# Progress on Type IV Tank Testing Round Robin (RR)

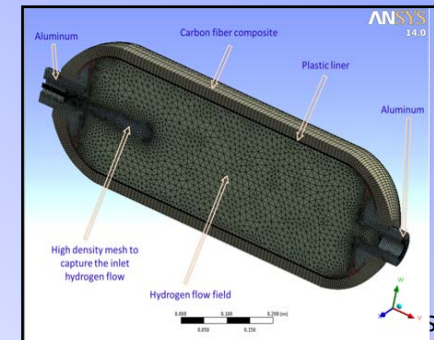
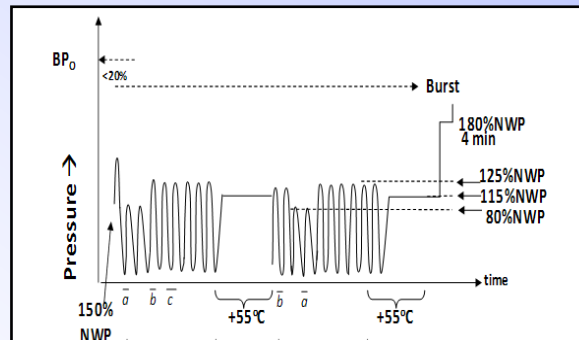
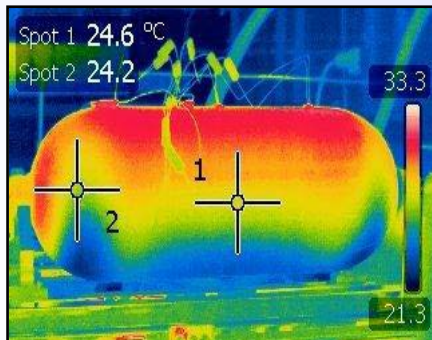
## ➤ Phase II:

- Execute hydraulic and pneumatic cycle test representative of proposed requirements for composite overwrapped pressure tanks (i.e, SAE J2579, GTR, EIHP Rev 12B)
  - Four 35 MPa Type IV tanks from Hexagon Lincoln
  - Six 70 MPa Type IV tanks from CEA
  - Hydraulic testing completed on the first of two tanks
    - China & the U.S. used 2 of 4 Hexagon Lincoln tanks
  - Pneumatic cycle tests to start
    - JRC and SNL – Q4 CY2013



# Progress on Type IV Tank Testing Round Robin (RR)

- Phase II: Hydraulic cycle tests (up to 35 MPa)
  - U.S. testing performed at the NASA WSTF
    - Real time 24/7 access to the acquisition computer
  - China testing performed at the Institute of Process Equipment, Zhejiang University
    - Testing occurred during a site visit from U.S.
  - Lessons learned were implemented in a revised test method protocol for the 2<sup>nd</sup> tank





# Progress on Type IV Tank Testing

## Round Robin (RR) Accomplishment

### IPHE Round Robin Test for Composite Pressure Vessel

#### Pressure Control

- ◆ Pressure range

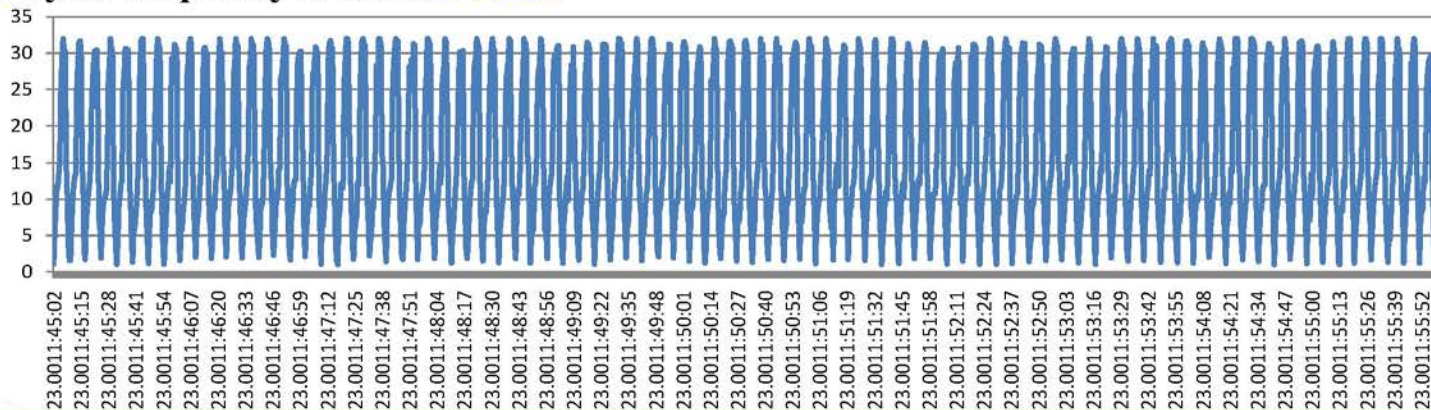
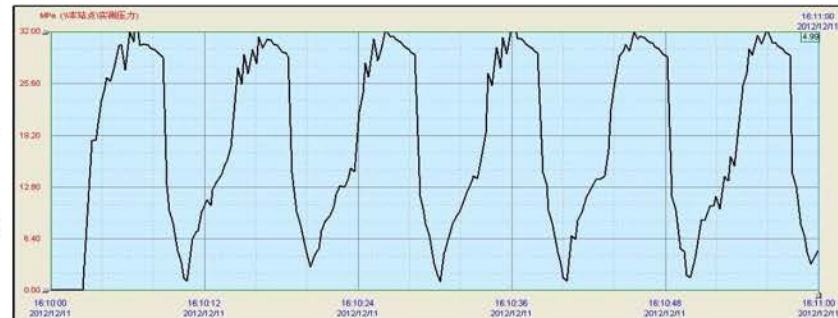
Low:  $1 \leq P \leq 2$  MPa

High:  $31.04 \text{ MPa} \leq P \leq 32.04 \text{ MPa}$

- ◆ Dwell time = 0 s at the minimum pressure

- ◆ Dwell time = 2 s at the maximum pressure

- ◆ Cycle frequency is about 6 / min



# Progress on Type IV Tank Testing Round Robin (RR)

**Accomplishment**

## IPHE Round Robin Test for Composite Pressure Vessel

### Temperature Control

Pressure cycle is stopped in **every 100 cycles** to control the temperature. During the test:

- ◆ The temperature of the **ambient air** is controlled at **15-25°C**.
- ◆ The temperature of the **front end boss** is controlled at **15-25°C**.
- ◆ The temperature of the **back end boss** is controlled at **15-25°C**.
- ◆ The temperature of the **skin** is controlled at **15-25°C**.

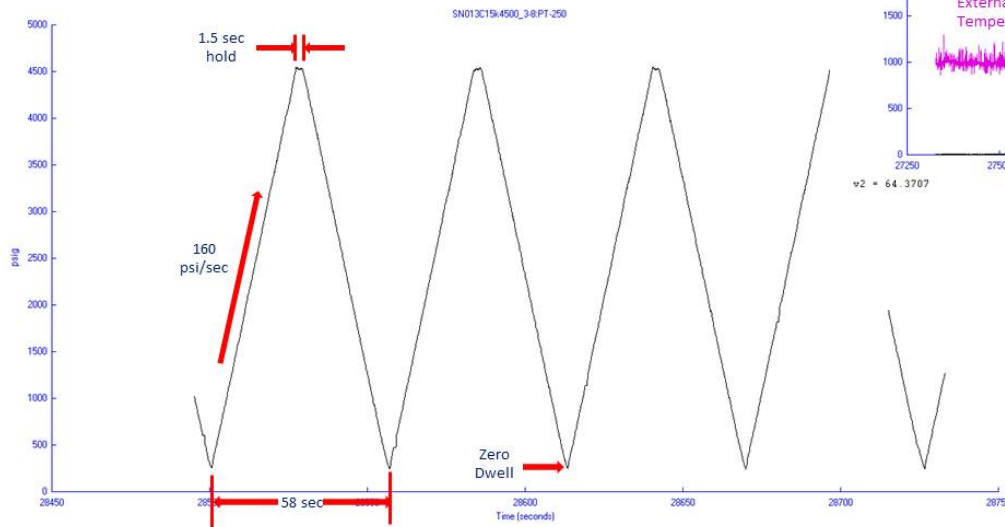


# Progress on Type IV Tank Testing

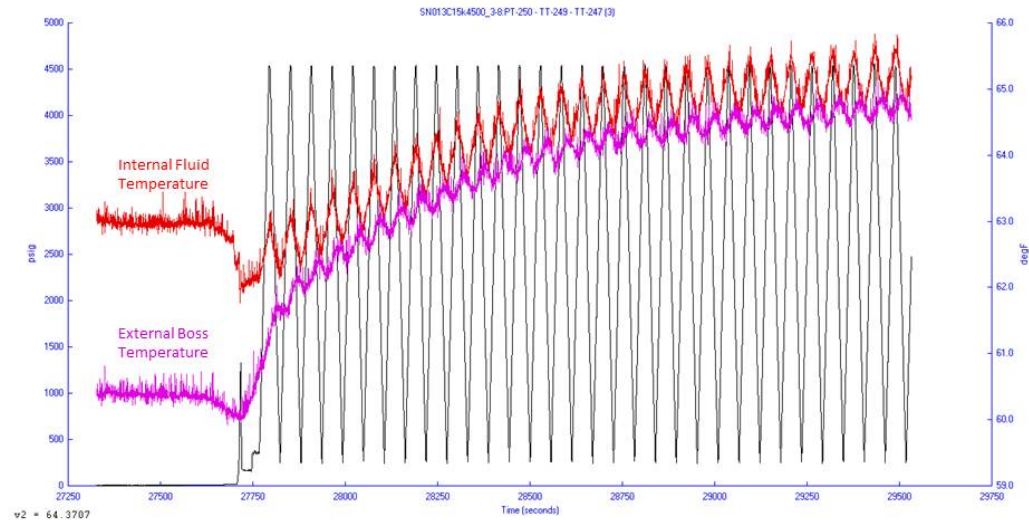
## Round Robin (RR) Accomplishment

Pass thru configuration with inline chiller. Temperatures reach steady state in about 30 minutes.

### Typical Pressure Profile (1 cycle per min)



### Cycle effect on Temperature (1 cycle per min)



The boss temperature is lower than the in-tank temperature by about  $0.28^{\circ}\text{C}$



# Progress on Type IV Tank Testing

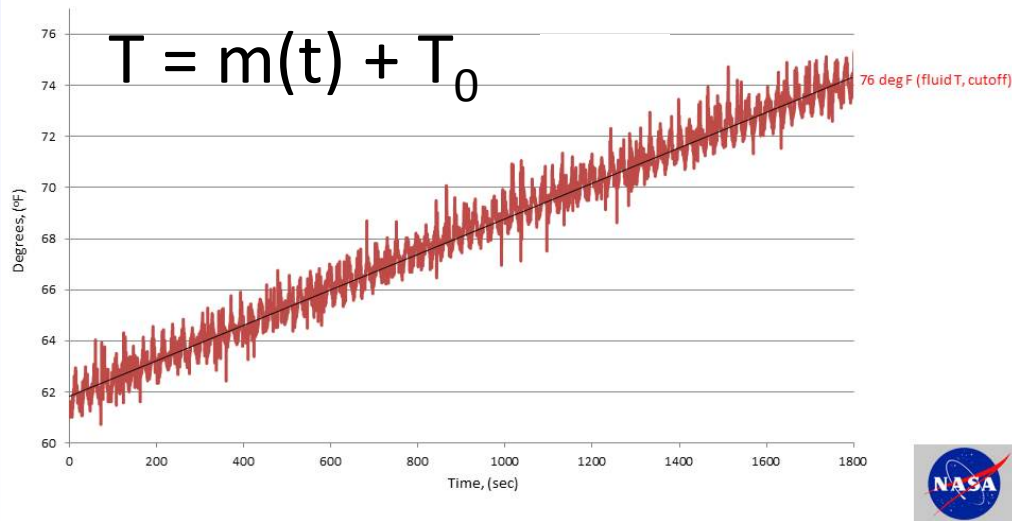
## Round Robin (RR)

## Accomplishment

3 Cycle / Minute:  
Dead ended, no chiller

Performing a linear regression on fluid temperature rise (TT-249)

Converting time scale to seconds and beginning at zero  
(3 cycles/min, dead-ended configuration)



- In-tank  $T_{\text{tank}}$ 
  - $m = 0.00389 \text{ }^\circ\text{C} / \text{sec}$
  - $T_0 = 16.57 \text{ }^\circ\text{C}$
- On the boss  $T_{\text{boss}}$ 
  - $m = 0.00367 \text{ }^\circ\text{C} / \text{sec}$
  - $T_0 = 16.13 \text{ }^\circ\text{C}$
- After 100 cycles
  - $T_{\text{tank}} = 24.35 \text{ }^\circ\text{C}$
  - $T_{\text{boss}} = 23.46 \text{ }^\circ\text{C}$

$T_{\text{boss}} < T_{\text{tank}}$  & it gets worse with increasing number of cycles.



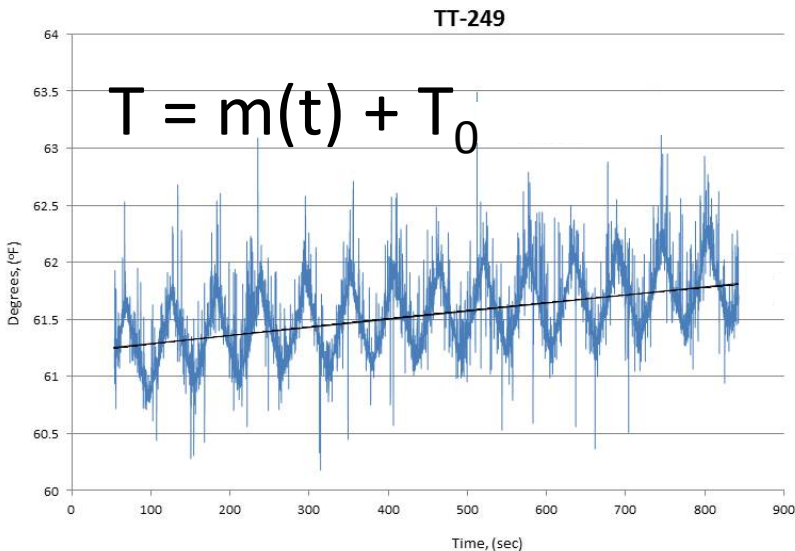
# Progress on Type IV Tank Testing

## Round Robin (RR) Accomplishment

1, 3, 6 cycle / min; dead ended

Note: the 6 cycle / min case was extrapolated from the 1 and 3 cycle / min cases, the data at 1 cycle / min was a 15 cycle sample

Performing a linear regression on tank fluid temperature rise (TT-249)



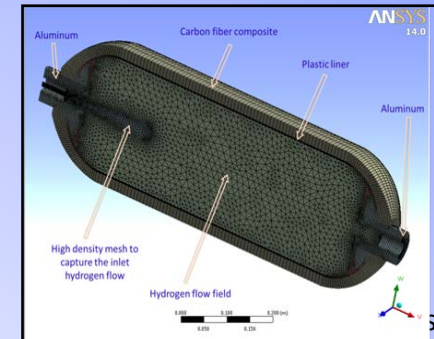
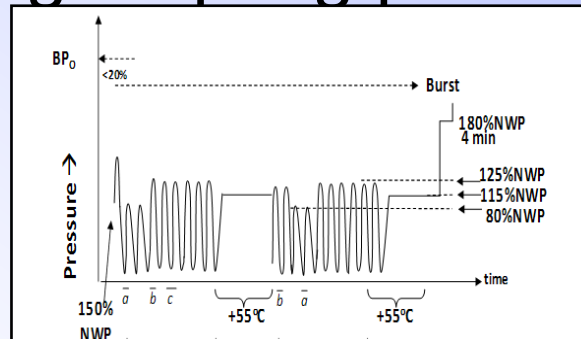
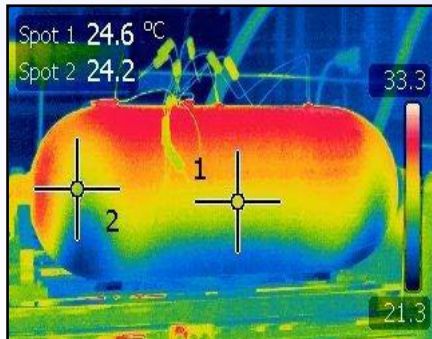
- $T_{\text{tank}}$  @ 1 cycle / min
  - $m = 0.00039 \text{ } ^\circ\text{C} / \text{sec}$
  - $T_0 = 16.23 \text{ } ^\circ\text{C}$
- $T_{\text{tank}}$  @ 3 cycle / min
  - $m = 0.00389 \text{ } ^\circ\text{C} / \text{sec}$
  - $T_0 = 16.57 \text{ } ^\circ\text{C}$
- $T_{\text{tank}}$  @ 6 cycle / min
  - $m \sim 0.00914 \text{ } ^\circ\text{C} / \text{sec}$
  - $T_0 \sim 16.40 \text{ } ^\circ\text{C}$

$$15 \leq T_{\text{tank}} \leq 25 \text{ } ^\circ\text{C} \quad (59 \leq T_{\text{tank}} \leq 77 \text{ } ^\circ\text{F})$$

- After 100 cycles
  - $T_1 = 18.57 \text{ } ^\circ\text{C}$  ( $T_{1p} \sim 18.79 \text{ } ^\circ\text{C}$ )
  - $T_3 = 24.35 \text{ } ^\circ\text{C}$  ( $T_{3p} \sim 24.58 \text{ } ^\circ\text{C}$ )
  - $T_6 \sim 25.54 \text{ } ^\circ\text{C}$  ( $T_{6p} \sim 25.77 \text{ } ^\circ\text{C}$ )

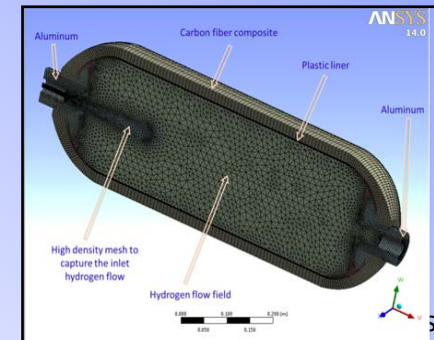
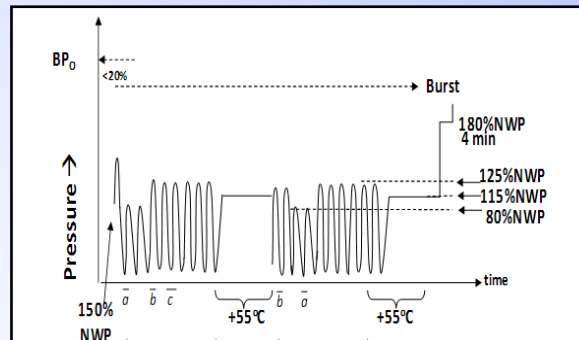
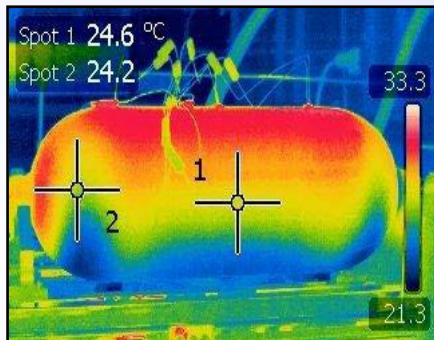
# Progress on Type IV Tank Testing Round Robin (RR)

- Pneumatic Testing @ 70 MPa
  - To be performed by JRC/EC and SNL/US
    - Gaps have been identified for executing pneumatic testing in both facilities
      - JRC facilities have been upgraded
      - SNL facilities are being upgraded
        - » (to be completed Q4 CY2013)
    - Both facilities have developed a detailed 3-D CFD and thermal transport numerical model of the in-tank filling/emptying process



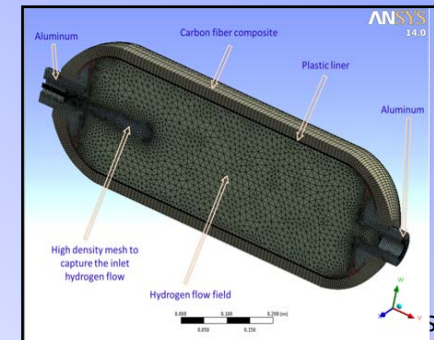
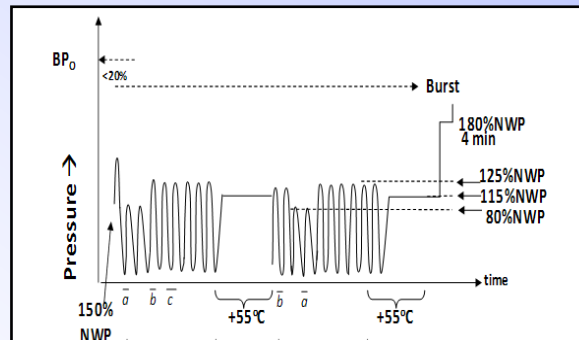
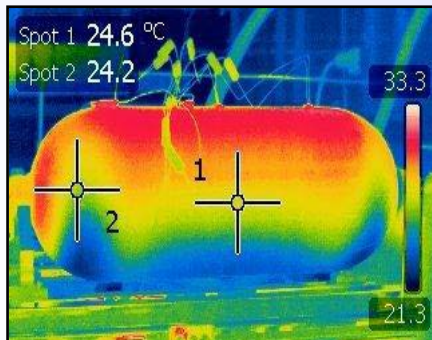
# Progress on Type IV Tank Testing Round Robin (RR)

- Pneumatic Testing @ 70 MPa
  - Type IV COPV tanks supplied by CEA
    - Scheduled for delivery Q1 CY2013
      - Note: 2 of the 6 CEA 70 MPa tanks are slated for hydraulic testing
  - Phase I (Cycle test definition)
    - Modified/adapted from the hydraulic cycle test protocol
    - Completed Q1 CY2013



# Progress on Type IV Tank Testing Round Robin (RR)

- Pneumatic Testing @ 70 MPa
  - Phase II (Cycle Execution)
    - Test will commence on one tank @ JRC, then with refinement of the protocol will proceed to SNL and continue @ JRC
    - Second round of CEA tanks may be instrumented with thermocouples at the time of manufacture





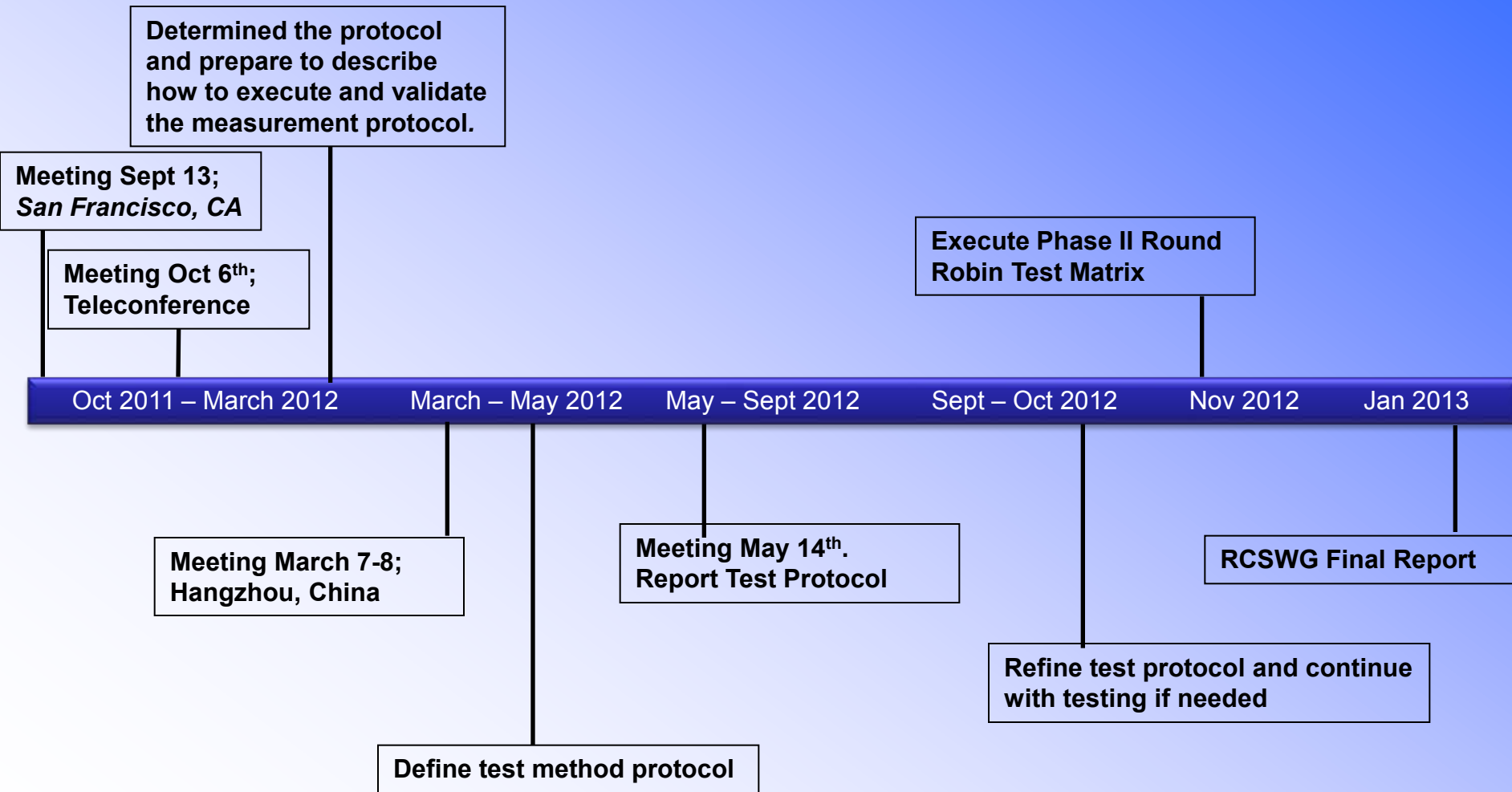
# *New Activities Proposed*

- Launch a new RR on Fuel Quality Effects on Stack Performance
  - 5 member countries have been identified (all are invited) to comprise a task force to define this new RR
    - Endorsement from the SC received

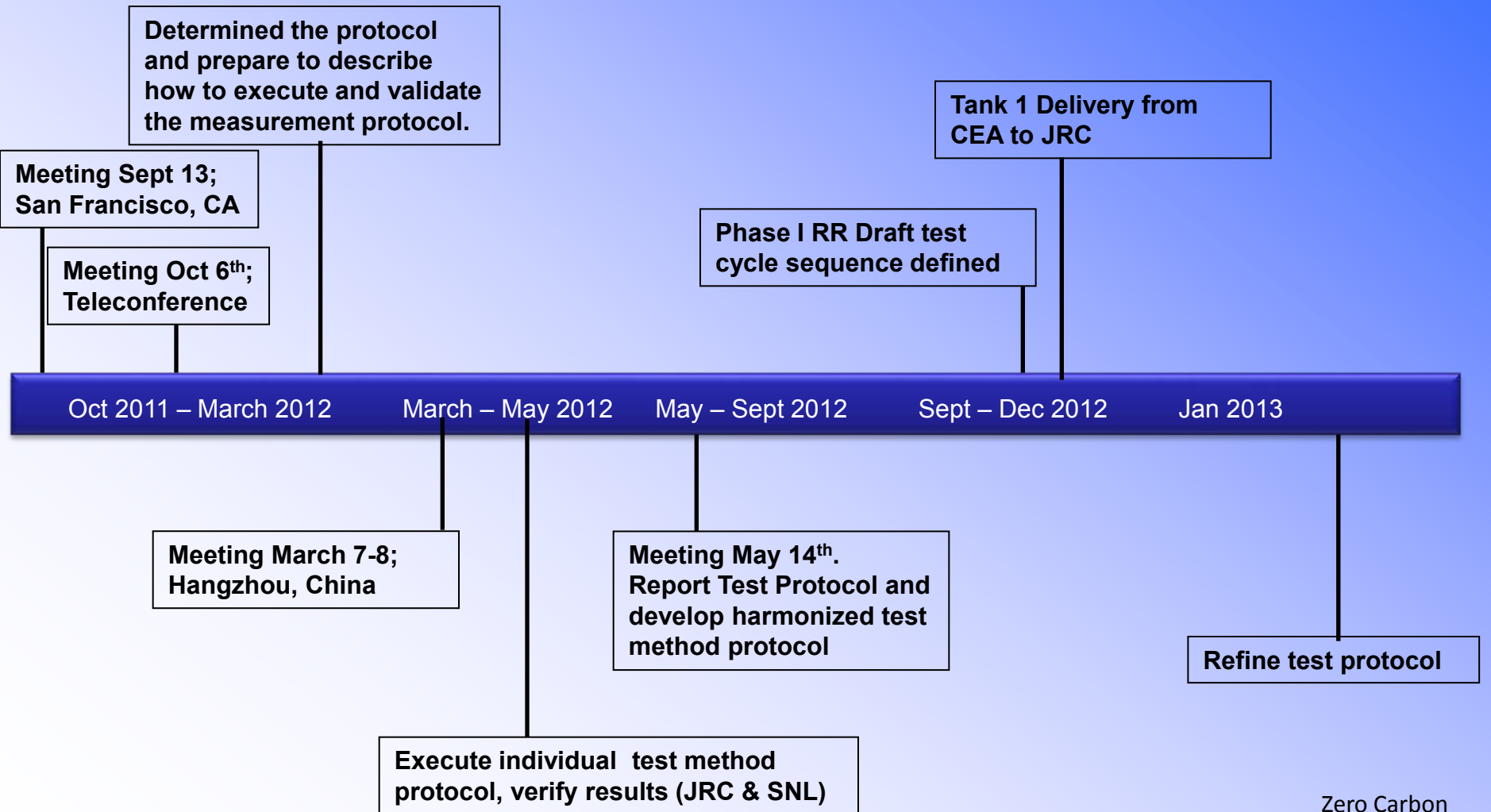
# *New Activities Proposed*

- Fueling Station Metrology (Metering)
  - Exploit the outcomes of the pneumatic part of the tank testing RR
    - As a direct result of the pneumatic RR there will be two laboratories (JRC and SNL) that can perform mass flow rate measurements compliant with metrology requirements (OIML R139 - EU and NIST Handbook 44 - US)
  - This provides an opportunity for leveraging tank RR efforts: pre-normative issues related to metering
    - The decision on this proposed work will be taken after completion of the Tank RR

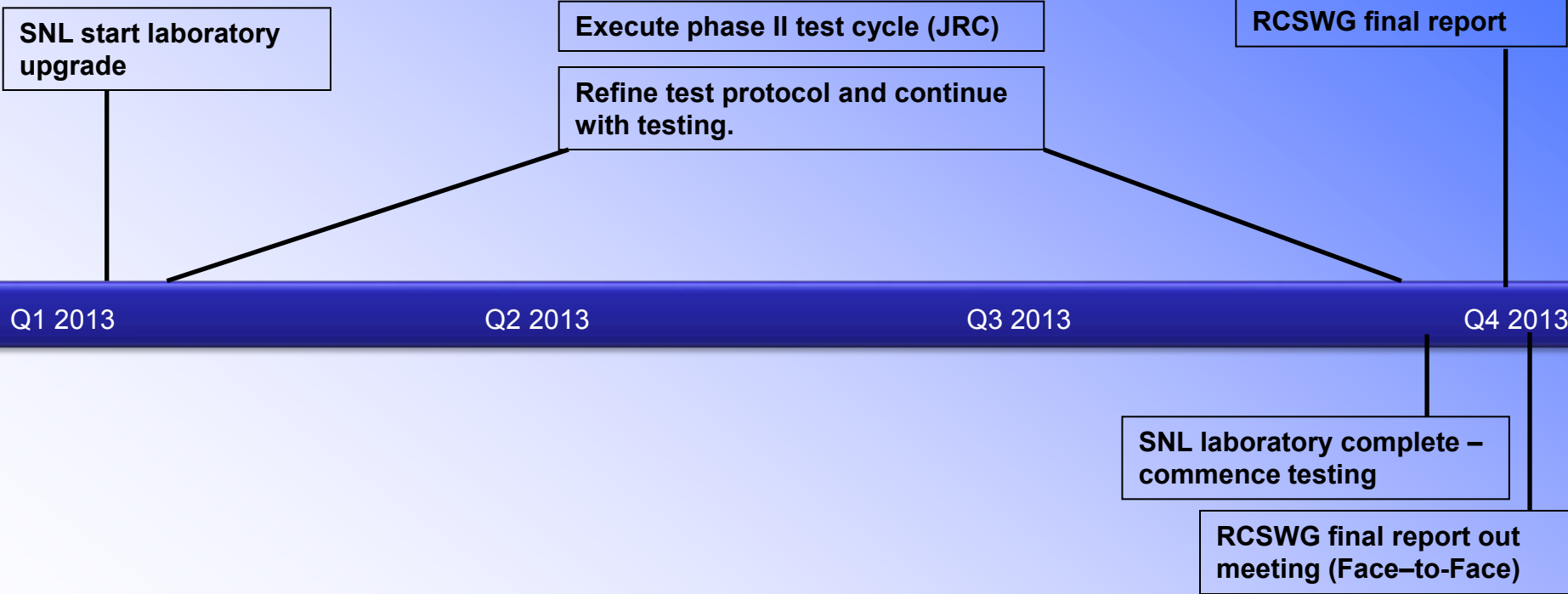
# RCSWG RR Time Line - Hydraulic



# RCSWG RR Time Line - Pneumatic



# RCSWG RR Time Line - Pneumatic



# Member Countries

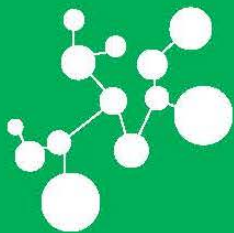
Country	Point of Contact	Alternate
<b>Brazil</b>	<b>Sergio Oliveira</b>	<b>Newton Pimenta</b>
Canada	Aaron Hoskin	
<b>China</b>	<b>Jinyang Zheng</b>	
<b>European Commission</b>	<b>Marc Steen</b>	<b>Pietro Moretto</b>
<b>France</b>	<b>Pierre Serre-Combe</b>	<b>Laurent Antonii</b>
<b>Germany</b>	<b>Thorsten Herbert</b>	
India	<b>Mishra Ambrish (retired)</b>	
Italy	Romano Borchielline	Massimo Santarelli
<b>Japan</b>	<b>Kazuo Koseki</b>	<b>Akiteru Maruta</b>
New Zealand	Alister Gardiner	
Norway	Gerd Petra Haugom	
Russian Federation	Sergey V.Korobtsev	
United Kingdom	Stuart Hawksworth	
<b>United States</b>	<b>Sunita Satyapal</b>	<b>Jay Keller</b>

- **Note – Countries noted in dark blue are the most active**
- **Note – No contacts yet from Australia, Iceland, South Africa and South Korea**

# Next Steps

- Face-to-Face Meeting in Washington DC in conjunction with the DOE/FCT AMR
  - Discuss status and progress of the RR on tank testing
    - A focus on hydraulic testing
    - A discussion on pneumatic testing
  - A discussion on the outcome from the Fuel Quality stack testing Task Force
  - Standing agenda item to discuss release events

**Thanks to the US/DOE FCT Office for the  
official endorsement of ICHS-5 2013**



**ICHS2013 International Conference  
on Hydrogen Safety**

September 9-11, 2013 - Brussels - Belgium